



Objective

To build and maintain a portfolio that represents the best relative value available based on the expected economic and market environment. We alter portfolio composition based on the liquidity constraints of the client. We look to add incremental return by taking advantage of market anomalies. Our goal is to outperform the Bloomberg Intermediate Govt/Credit Index and to rank in the upper quartile in a universe of our peers.

Strategy

We seek total rate of return through the active management of all structural components of the portfolio; sector/ industry allocation, credit quality, liquidity, yield curve, maturity exposure and call structure. Our primary focus is issue selection and sector rotation. We attempt to buy credits or structure that should perform well in the current economic environment. We typically do not look to benefit from duration management.

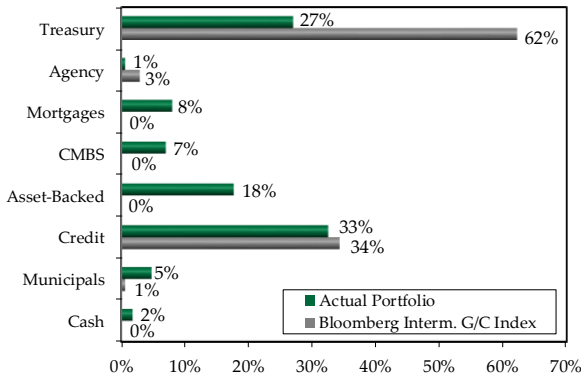
Philosophy

Fixed Income returns correlate to the economic cycle, so our portfolio strategy emanates from a detailed, ongoing assessment of the economy. Our bias is to maximize yield, but with great respect for the risk inherit in such a strategy. We believe over the long term, that maximizing yield and relative value with sensitivity to credit risk leads to higher returns.

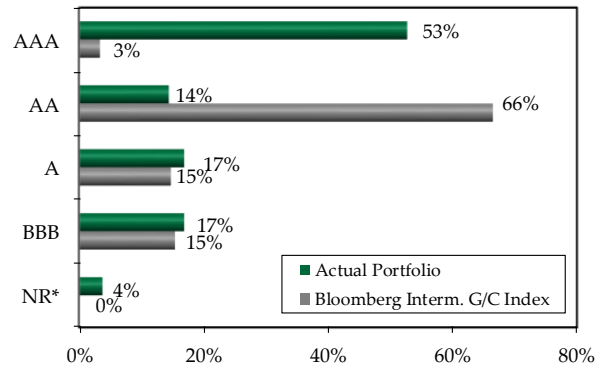
Minimum account size \$25 million.

Minimum commingled fund account size: \$5 million.

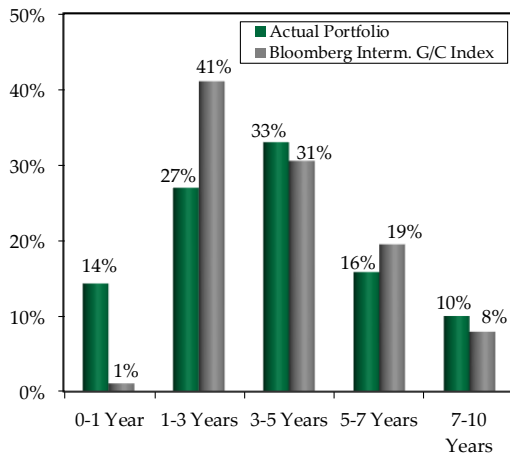
Sector Distribution



Quality Distribution



Duration Distribution



Portfolio Statistics

	Actual Portfolio	Bloomberg Interm. G/C Index
Average Yield	5.20	4.70
Average Maturity	4.13	4.29
Average Coupon	3.83	3.04
Effective Duration	3.55	3.77
Average Quality	AA-	AA

AUM in Composite: \$2.4 Billion
Accounts in Composite: 21

Portfolio Management Team

	Focus	Years at NIS	Years of Experience
Jason Berrie, CFA	CIO, Credit	20	31
Mark Anderson, CFA	Strategist/Preferred	23	30
James Kaplan, CFA	Lead PM - Structured	15	42
Barbara Schalla, CFA	Credit	32	39
Vincent Russo, CFA	Credit	9	25
Lesly Barnes	ABS	16	21
Stefan Martin	CMBS	6	24
John Veternick	Credit Analyst	9	9
Stephen Smitley	Municipal/Structured	3	25

Disclosures: Distribution totals may not equal 100% due to rounding. The Actual Portfolio data shown represents a client portfolio that NIS believes to be representative of the NIS Intermediate Fixed Income management strategy. The Bloomberg Intermediate Government/Credit Index is comprised of all outstanding U.S. Treasury and Agency issues and investment grade credit bonds greater than one year, but less than ten years in maturity. Comparative data was provided by or compiled based on information gathered from Bloomberg which is a third party source. Although we believe this source is reliable, we have not independently verified any such information and make no representations or warranties as to the accuracy, timeliness or completeness of such information. All investments are subject to a risk of loss.